


**Box walls without knockouts**

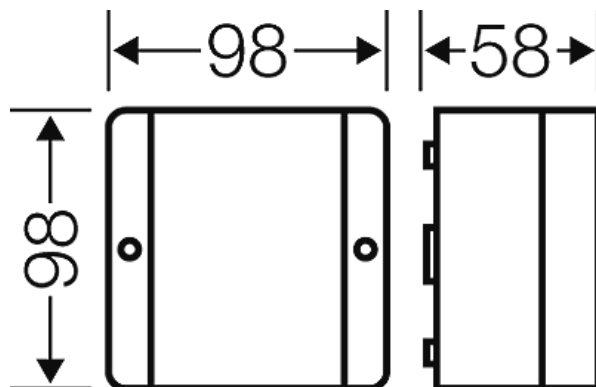


- Replaced by KF 0400 H from 31.12.2017
- without terminals
- box walls without knockouts
- wall surface can be drilled individually for cable entry max. M20
- for normal environment and protected outdoor
- colour: grey, RAL 7035


wall thickness of the bottom part	2,3 mm
material	PS (Polystyrene)
degree of protection	IP 65
mounting width	69 mm
mounting height	76 mm
max. installation depth	42 mm
width	98 mm
height	98 mm
depth	58 mm
weight	0,12 kg
in accordance with	IEC 60670-22

**Drawings**

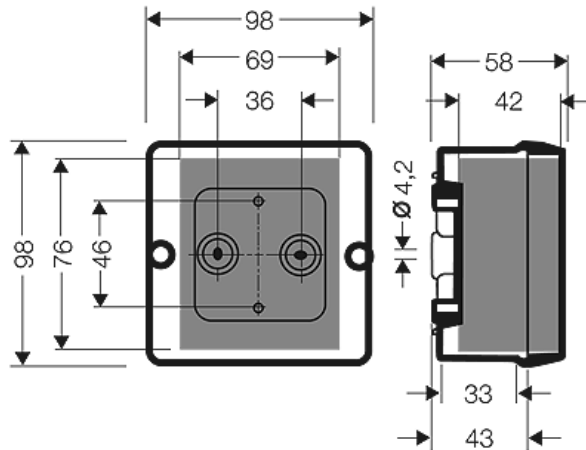
Dimension drawing



**Box walls without knockouts**



Detail mass



Box walls

**Operating and ambient conditions**

Application area	Suitable for indoor installation and outdoor installation, protected against weather influences
Resistant to occasional cleaning procedures (direct jet)	Resistant to occasional cleaning procedures (direct jet) with high-pressure cleaner without additives, water pressure: max. 100 bar, water temperature: max. 80° C, distance => 0,15 m, in accordance with the requirements IP 69, enclosure and cable glands at least IP 65
Ambient temperature	Maximum value + 40 °C Minimum value - 25 °C
Fire protection in the event of internal faults	Demands placed on electrical devices from standards and laws Minimum requirements - Glow wire test in accordance with IEC 60695-2-11: - 650°C for boxes and cable glands - 850°C for parts of insulating material necessary to retain current carrying parts in position
Burning behaviour	Glow wire test IEC 60695-2-11: 750 °C UL Subject 94: V-2 flame-retardant self-extinguishing
Degree of protection against mechanical load	IK07 (2 Joule)
Toxic behaviour	halogen-free silicone-free "halogen-free" in accordance with the examination of the cables and insulated wires - corrosiveness of fumes - as per IEC 60754-2

Note: For material properties see technical data.